

Table of Contents

CHAPTER ONE—DESCRIBING SHAPES

Describing Shapes—Select.....	2
Describing Shapes—Explain.....	8
Following Directions	11
Giving Directions	13
Describing Position—A.....	16
Describing Position—B.....	18
Characteristics of a Shape	20

CHAPTER TWO—FIGURAL SIMILARITIES AND DIFFERENCES

Matching Shapes.....	24
Which Shape Does Not Match?	31
Matching Shapes That Have Been Turned	33
Finding Shapes	35
Combining Cubes.....	38
Combining Shapes.....	41
Finding and Tracing Patterns	43
Dividing Shapes Into Equal Parts—A.....	46
Dividing Shapes Into Equal Parts—B.....	48
Dividing Shapes Into Equal Parts—C.....	50
Which Shape Completes the Square?	53
Which Shapes Make Squares?	56
Copying a Figure	59
Drawing Identical Shapes.....	61
Comparing Shapes—Select	64
Comparing Shapes—Explain	67

CHAPTER THREE—FIGURAL SEQUENCES

Copying a Pattern.....	72
Which Color Comes Next?—Select	74
Which Shape Comes Next?—Select.....	78
Tumbling—Coloring.....	82
Tumbling—Shading	83
Tumbling—Drawing	85
Which Figure Comes Next?—Select (Flips).....	87
Which Figure Comes Next?—Select (Changes in Detail)	89
Which Figure Comes Next?—Draw It!	91

Describe a Sequence 94
 A Sequence of Polygons 98
 A Sequence of Angles 99
 Paper Folding—Select 100
 Paper Folding—Draw 102

CHAPTER FOUR—FIGURAL CLASSIFICATIONS

Match a Shape to a Group 106
 Match a Pattern to a Group 108
 Select a Shape That Belongs to a Group 110
 Describing Classes 112
 Matching Classes by Shape 114
 Matching Classes by Pattern 116
 Classifying by Shape—Find the Exception 117
 Classifying by Pattern—Find the Exception 119
 Classifying More Than One Way 121
 Classifying by Color—Sorting 123
 Classifying by Shape—Sorting 124
 Complete the Class 125
 Form a Class 127
 Draw Another 128
 Classifying by Shape—Sorting 131
 Classifying by Color—Sorting 132
 Classifying by Size—Sorting 133
 Overlapping Classes—Intersection 134
 Overlapping Classes—Matrix 139
 Writing Descriptions of Classes 142

CHAPTER FIVE—FIGURAL ANALOGIES

Analogies With Shapes 146
 Building Analogies With Blocks 147
 Analogies With Shapes—Select 148
 Kinds of Analogies 152
 Analogies With Shapes—Complete 153

CHAPTER SIX—DESCRIBING THINGS

Describing Foods—Select 158
 Describing Animals—Select 159
 Describing Vehicles—Select 160
 Describing Places—Select 161

Describing Occupations—Select..... 162

Describing Foods—Explain 163

Describing Places—Explain 164

Describing Places on Earth—Explain..... 165

Describing Animals—Explain 166

Describing Occupations—Explain 167

Describing Words—Select 168

Name the Animal—Supply 170

Name the Plant—Supply 171

Name the Vehicle/Place—Supply..... 172

Name the Occupation—Supply 173

Identifying Characteristics 174

CHAPTER SEVEN—VERBAL SIMILARITIES AND DIFFERENCES

Opposites—Select..... 176

Opposites—Supply..... 186

Similarities—Select 189

Similarities—Supply 195

How Alike?—Select..... 198

How Alike and How Different? 200

Compare and Contrast—Graphic Organizer 204

Comparing Living and Nonliving Things..... 208

CHAPTER EIGHT—VERBAL SEQUENCES

Following Yes-No Rules—A..... 210

Writing Yes-No Rules 212

Following Yes-No Rules—B 214

Completing True-False Tables..... 216

Finding Locations on Maps 219

Describing Locations—A 221

Describing Directions—A..... 223

Describing Locations—B 225

Describing Directions—B 226

Select the Word That Continues the Sequence 229

Ranking 232

Supply a Word That Continues a Sequence 235

Warm-Up Deductive Reasoning..... 237

Deductive Reasoning 242

Ranking Time Measures.....	247
Ranking Length Measures	248
Ranking in Geography.....	249
Flowchart—Example	250
Flowchart—Arithmetic	251

CHAPTER NINE—VERBAL CLASSIFICATIONS

Parts of a Whole—Select	254
Parts of a Whole—Graphic Organizer	261
Class and Members—Select.....	263
What Is True of Both Words?—Select.....	265
How Are These Words Alike?—Select	268
Explain the Exception.....	278
Picture Dictionary—Sorting Into Classes	283
Word Classes—Select	292
Picture Dictionary—Sorting by Class and Size	294
Recognizing Classes—Graphic Organizer.....	297

CHAPTER TEN—VERBAL ANALOGIES

Analogies.....	302
Picture Analogies—Select	303
Picture Analogies—Name the Relationship.....	306
Analogies—Select	309
Analogies—Supply	320
Analogies—Select the Right Pair	326


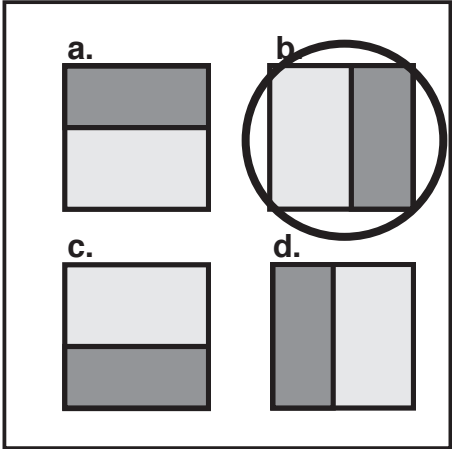
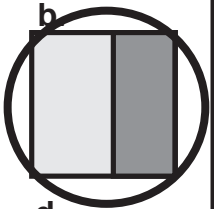
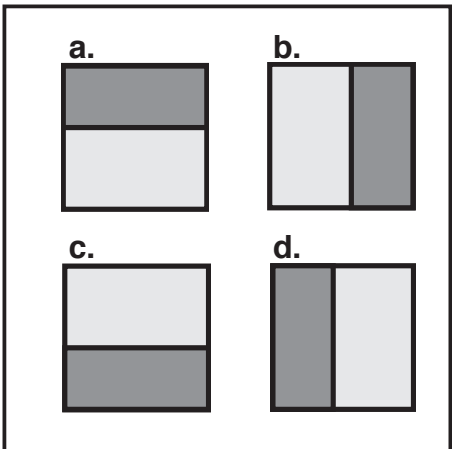

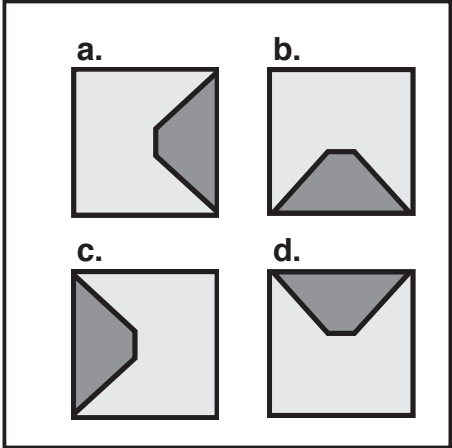
ANSWER GUIDE

Chapter One (Activities A-1 — A-62).....	330
Chapter Two (Activities B-1 — B-113)	332
Chapter Three (Activities C-1 — C-97)	337
Chapter Four (Activities D-1 — D-145).....	341
Chapter Five (Activities E-1 — E-30)	345
Chapter Six (Activities F-1 — F-53)	346
Chapter Seven (Activities G-1 — G-191).....	348
Chapter Eight (Activities H-1 — H-137).....	352
Chapter Nine (Activities I-1 — I-127)	356
Chapter Ten (Activities J-1 — J-117).....	362

BONUS ACTIVITIES	365
-------------------------------	------------

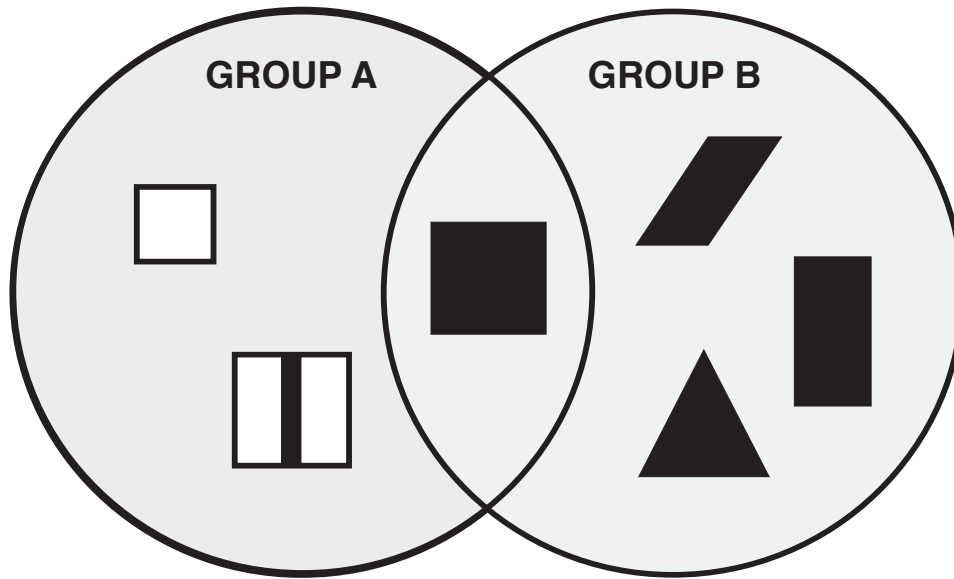
WHICH FIGURE COMES NEXT? — SELECT

DIRECTIONS: Circle the figure that comes next.

<p>EXAMPLE</p> 	
<p>C-52</p> 	
<p>C-53</p> 	

OVERLAPPING CLASSES—INTERSECTION

DIRECTIONS: Read the information about the circles and complete the exercises below. In each blank, write the characteristics for the group. In each small circle's diagram, darken the part where the given shape belongs.



The part where the circles overlap is called the **INTERSECTION** of the circles. The shape in the intersection has the characteristics of both groups.

D-132

Group A contains _____.

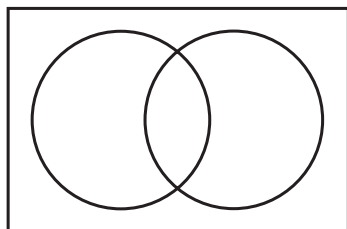
D-133

Group B contains _____.

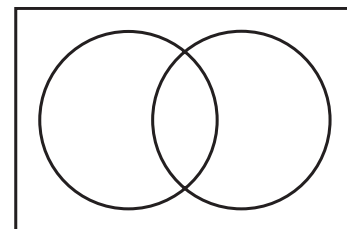
D-134

The intersection contains _____.

D-135



D-136



SIMILARITIES—SELECT

DIRECTIONS: Each line contains four words from science. Read the first word and think about what it means. One of the next three words will mean almost the same thing. Underline the word that is most like the first word.

G-133**sound**

a. noise

b. quiet

c. silence

G-134**heat**

a. light

b. stove

c. warmth

G-135**sun**

a. beam

b. shine

c. star

G-136**rock**

a. mountain

b. ocean

c. stone

G-137**fog**

a. cloud

b. ice

c. snow

G-138**beak**

a. bill

b. claw

c. wing

G-139**baby**

a. brother

b. child

c. sister

G-140**earth**

a. continent

b. country

c. world

G-141**map**

a. country

b. drawing

c. photograph

FINDING LOCATIONS ON MAPS

DIRECTIONS: Using the map, follow the directions or answer the question in each exercise.

TINY TOWN

H-26 Mark an “X” where First Avenue and “A” Street cross.

H-27 Mark a “Y” where Third Avenue and “A” Street cross.

H-28 Mark a “Z” where Third Avenue and “C” Street cross.

H-29 How far is it from First Avenue to Third Avenue? _____ blocks

H-30 How far is it from “A” Street to “C” Street? _____ blocks

SORTING INTO CLASSES

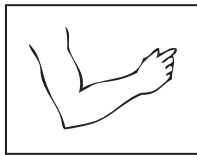
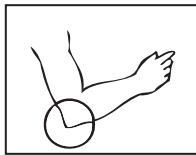
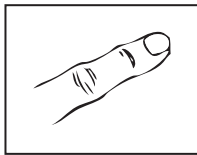
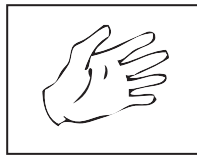
DIRECTIONS: Sort the words in the choice box according to how they are used with the concepts of “open” and “closed.”

I-119	
CHOICE BOX clear, end, entrance, fence, finish, free, indoors, locked, lower, off, on, outdoors, raise, shut, start, stop, wall, wide	
OPEN	CLOSED


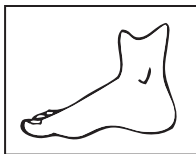
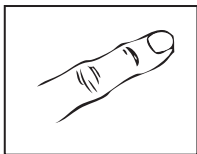

PICTURE ANALOGIES—SELECT

DIRECTIONS: Look at the first two words and think about how they are related. Next, look at the third word and decide which word in the choice box is related to the third word in the same way the first two words are related. Write it in the blank.

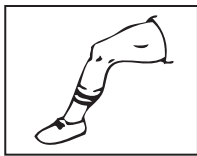
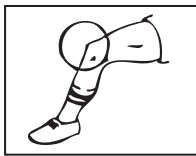
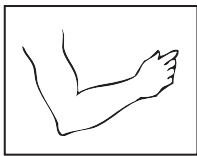

CHOICE BOX

			
<u>arm</u>	<u>elbow</u>	<u>finger</u>	<u>hand</u>

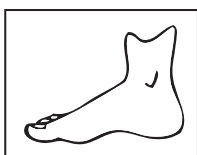

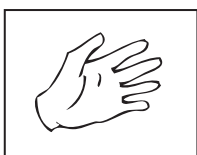

J-6

	∴		∴		∴	
<u>toe</u>		<u>foot</u>		<u>finger</u>		<u> </u>

J-7

	∴		∴		∴	
<u>leg</u>		<u>knee</u>		<u>arm</u>		<u> </u>

J-8

	∴		∴		∴	
<u>foot</u>		<u>leg</u>		<u>hand</u>		<u> </u>