

# Table of Contents

## CHAPTER ONE—DESCRIBING SHAPES

Describing Shapes—Select .....	2
Describing Shapes—Explain .....	7
Describing Position—Select.....	9
Describing Position—Explain.....	12
Characteristics of a Shape.....	15

## CHAPTER TWO—FIGURAL SIMILARITIES AND DIFFERENCES

Matching Figures .....	18
Matching Shapes .....	21
Matching Figures .....	23
Which Shapes Do Not Match?.....	25
Which Figure Does Not Match? .....	27
Finding Shapes.....	28
Finding and Tracing Patterns .....	31
Combining Shapes.....	34
Dividing Shapes Into Equal Parts—A.....	37
Dividing Shapes Into Equal Parts—B .....	40
Paper Folding—Select .....	43
Paper Folding—Supply .....	45
Symmetrical Patterns—Supply .....	47
Axis of Symmetry—Supply .....	52
Covering a Surface .....	54
Which Shape Completes the Square?.....	58
Copying a Figure.....	64
Enlarging Figures.....	65
Reducing Figures.....	68
Comparing Shapes—Explain.....	71

## CHAPTER THREE—FIGURAL SEQUENCES

Sequence of Figures—Select .....	76
Sequence of Figures—Supply .....	80
Tumbling—Shading .....	82
Tumbling (Rotating) Figures .....	85
Pattern Folding—Select.....	87
Pattern Folding—Supply.....	88

Stacking Shapes—Select ..... 91  
 Stacking Shapes—Supply ..... 93  
 Stacking Shapes—Explain..... 97

**CHAPTER FOUR—FIGURAL CLASSIFICATIONS**

Describing Classes ..... 102  
 Matching Classes by Shape ..... 104  
 Matching Classes by Pattern ..... 106  
 Classifying More Than One Way—Matching ..... 107  
 Changing Characteristics—Select ..... 109  
 Changing Characteristics—Supply ..... 111  
 Draw Another ..... 113  
 Classifying by Shape—Sorting ..... 115  
 Classifying by Pattern—Sorting ..... 117  
 Classifying More Than One Way—Sorting ..... 118  
 Overlapping Classes—Intersection..... 119  
 Overlapping Classes—Matrix ..... 126  
 Deduce the Class..... 129

**CHAPTER FIVE—FIGURAL ANALOGIES**

Figural Analogies—Select..... 134  
 Figural Analogies—Select a Pair ..... 139  
 Describing Types of Figural Analogies ..... 141  
 Complete the Pair ..... 142  
 Figural Analogies—Complete ..... 143  
 Figural Analogies—Supply..... 146  
 Figural Analogies—Supply a Pair ..... 149  
 Figural Analogies—Follow the Rule ..... 151

**CHAPTER SIX—DESCRIBING THINGS**

Describing Foods—Select ..... 156  
 Describing Animals—Select..... 157  
 Describing Vehicles—Select..... 158  
 Describing Geographic Terms—Select ..... 159  
 Describing Occupations—Select ..... 160  
 Describing Computer Devices—Select..... 161  
 Identifying Characteristics of Food..... 162  
 Identifying Characteristics of Animals ..... 163  
 Identifying Characteristics of Vehicles ..... 164

Identifying Characteristics of Earth Features .....	165
Describing Foods—Explain.....	166
Describing Animals—Explain .....	167
Describing Vehicles—Explain .....	168
Describing Places on Earth—Explain .....	169
Describing Occupations—Explain.....	170
Name the Animal—Supply .....	171
Name the Plant—Supply.....	172
Name the Vehicle/Place—Supply .....	173
Writing Descriptions .....	174

## **CHAPTER SEVEN—VERBAL SIMILARITIES AND DIFFERENCES**

Opposites—Select .....	186
Opposites—Supply .....	189
Similarities—Select.....	192
Similarities—Supply .....	196
How Alike?—Select.....	199
How Alike and How Different? .....	203
Word Web—Select and Supply .....	206
Compare and Contrast—Graphic Organizer.....	212

## **CHAPTER EIGHT—VERBAL SEQUENCES**

Following Directions—Select .....	218
Following Directions—Supply .....	220
Writing Directions.....	223
Recognizing Direction—A.....	225
Recognizing Direction—B.....	227
Describing Locations.....	230
Describing Directions .....	232
Time Sequence—Select .....	236
Time Sequence—Rank.....	237
Time Sequence—Supply .....	238
Degree of Meaning—Select.....	239
Degree of Meaning—Rank .....	241
Degree of Meaning—Supply.....	243
Transitivity—Comparison .....	245
Common Sequences .....	250
Transitivity—Family Tree .....	252
Your Family Tree.....	256

Deductive Reasoning—Instructions .....	257
Deductive Reasoning .....	259
Following Yes-No Rules—A .....	265
Following Yes-No Rules—B .....	267
Writing Yes-No Rules .....	269
Following Yes-No Rules—Supply .....	270
Completing True-False Tables .....	271
Following If-Then Rules .....	273
Following If-Then Rules—A .....	274
Following If-Then Rules—B .....	277
Graphic Organizer—Cycle Diagram .....	281
Graphic Organizer—Timeline .....	284

## **CHAPTER NINE—VERBAL CLASSIFICATIONS**

Parts of a Whole—Select .....	288
Class and Members—Select .....	291
Sequences Containing Classes and Subclasses .....	294
How Are These Words Alike?—Select .....	298
How Are These Nouns Alike?—Explain .....	303
How Are These Verbs Alike?—Explain .....	304
How Are These Adjectives Alike?—Explain .....	305
How Are These Weather Words Alike?—Explain .....	306
Explain the Exception .....	307
Sorting Into Classes .....	310
Branching Diagrams .....	314
Diagramming Classes—Three Examples .....	317
Diagramming Classes—Select .....	318
Diagramming Classes—Select and Explain .....	322
Overlapping Classes—Matrix .....	327
Relationships—Explain .....	330
Classifying Shapes With a Bull’s Eye Diagram .....	333
Classifying Shapes With a Matrix .....	334
Classifying Shapes With a Branching Diagram .....	335
Classifying Shapes With an Overlapping Classes Diagram .....	336

## **CHAPTER TEN—VERBAL ANALOGIES**

Analogies—Instructions .....	338
Antonym or Synonym Analogies—Select .....	340
Association Analogies—Select .....	341
“Kind of” Analogies—Select .....	342

“Part of” Analogies—Select.....	343
“Used to” Analogies—Select.....	344
Action Analogies—Select.....	345
Antonym or Synonym Analogies—Select .....	346
Association Analogies—Select .....	347
Antonym or Synonym Analogies—Select a Pair.....	348
Association Analogies—Select Two.....	349
Analogies—Select Two .....	350
Analogies—Explain.....	352
Antonym or Synonym Analogies—Supply .....	356
Association Analogies—Supply .....	357
“Kind of” Analogies—Supply .....	358
“Part of” Analogies—Supply.....	359
“Used to” Analogies—Supply .....	360
Action Analogies—Supply.....	361
Analogies—Supply.....	362
Analogies—Explain and Supply a Pair .....	364
Analogies—Produce .....	367
 <b>ANSWER GUIDE</b>	
Chapter One (Activities A-1 — A-38) .....	370
Chapter Two (Activities B-1 — B-166) .....	371
Chapter Three (Activities C-1 — C-77).....	378
Chapter Four (Activities D-1 — D-127).....	380
Chapter Five (Activities E-1 — E-82).....	384
Chapter Six (Activities F-1 — F-65) .....	386
Chapter Seven (Activities G-1 — G-204) .....	389
Chapter Eight (Activities H-1 — H-186) .....	392
Chapter Nine (Activities I-1 — I-193).....	400
Chapter Ten (Activities J-1 — J-236).....	405

# OVERLAPPING CLASSES—INTERSECTIONS

**DIRECTIONS:** Four regions are labeled on the large overlapping classes diagram. “O” is outside the overlapping circles. On the line next to each small shape below, write an “A,” “B,” “I,” or “O” to indicate where the shape belongs. In the example, the black triangle belongs in the outside (“O”) region of the diagram because it is not striped and has three sides, not four.

<p><b>EXAMPLE</b></p>	<p><b>D-77</b></p>	<p><b>D-78</b></p>
<p><b>D-79</b></p>	<p><b>D-80</b></p>	<p><b>D-81</b></p>
<p><b>D-82</b></p>	<p><b>D-83</b></p>	<p><b>D-84</b></p>

## FIGURAL ANALOGIES—SUPPLY A PAIR

**DIRECTIONS:** Using the dot grid, draw the last two figures, “C” and “D,” to complete the analogy. Figures “C” and “D” should be related to each other in the same way that the first two figures, “A” and “B,” are related.

**A        :        B        ::        C        :        D**


E-67



:




::




E-68




:



::




E-69



:



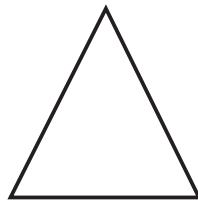
::




E-70



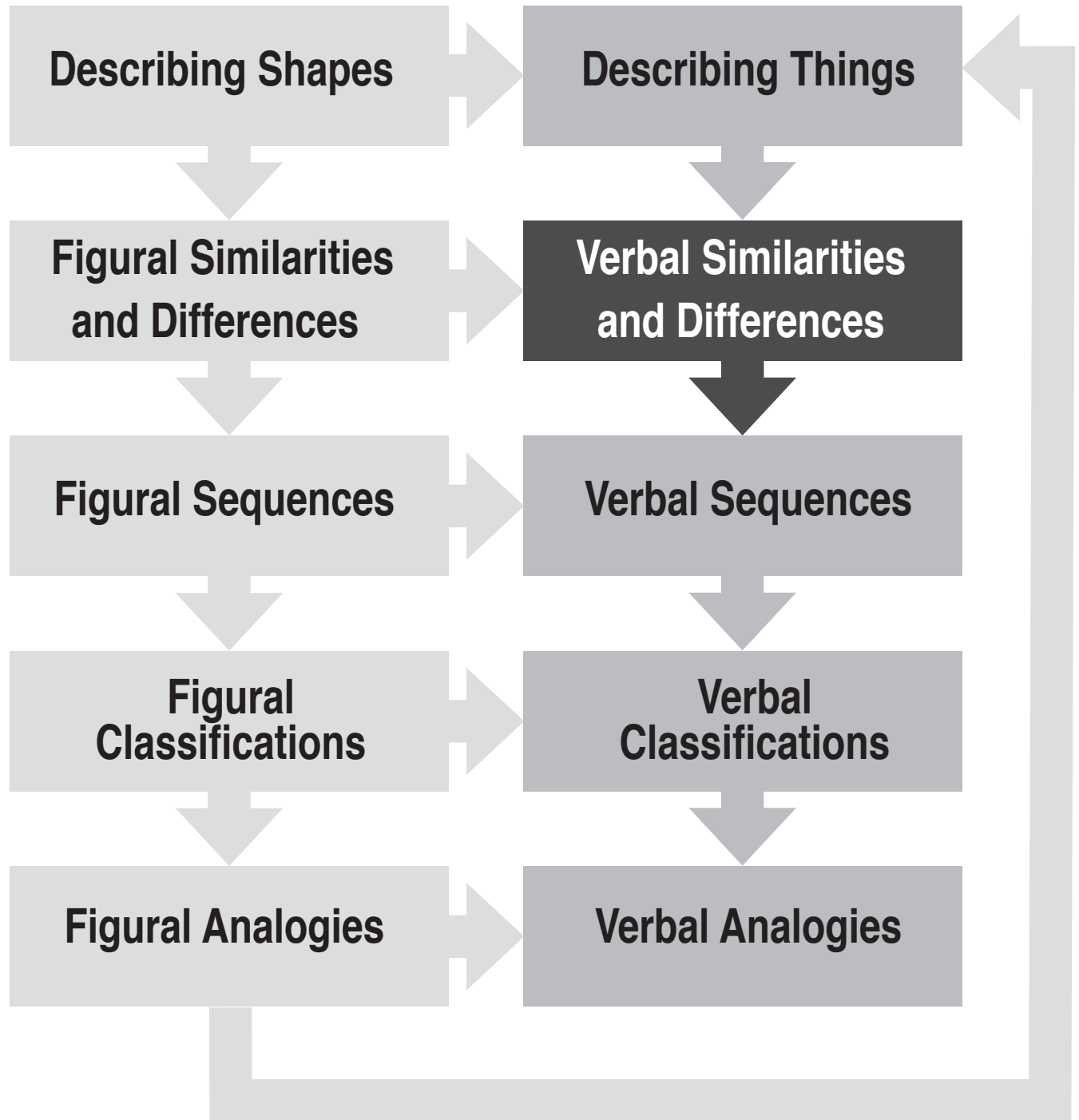
:



::



# CHAPTER SEVEN



Free resource from [www.criticalthinking.com](http://www.criticalthinking.com). Commercial redistribution prohibited



## EXPLAIN THE EXCEPTION

**DIRECTIONS:** Each group of four words contains one member that is an exception to the class. Explain how the similar words are alike and how the exception is different.

**EXAMPLE:** candle, eye, lamp, star

Candle, lamp, and star are similar because they give off light. Eye is the exception to the class “things that give off light.” The eye receives light but does not give off light.

**I-128** cloud, rain, snow, umbrella

---

---

---

**I-129** cabbage, corn, lettuce, spinach

---

---

---

**I-130** relax, rest, sleep, work

---

---

---

**I-131** hear, look, read, see

---

---

---

## RELATIONSHIPS—EXPLAIN

**DIRECTIONS:** Each word in box A is related in the same way to the word on the same line in box B. Describe how the words in box A are related to the words in box B.

**I-178**

<b>A</b>
bird
book
dog
fruit
reptile

<b>B</b>
robin
novel
setter
lemon
lizard

Relationship

---



---



---

**I-179**

<b>A</b>
bicycle
bird
chair
river
tree

<b>B</b>
handlebar
feather
arm
mouth
trunk

Relationship

---



---



---

**I-180**

<b>A</b>
beat
degree
foot
month
watt

<b>B</b>
rhythm
temperature
length
time
electricity

Relationship

---



---



---

**I-181**

<b>A</b>
box
building
hill
mountain
room

<b>B</b>
lid
roof
crest
peak
ceiling

Relationship

---



---



---

## ANALOGIES—EXPLAIN

**DIRECTIONS:** Read these analogies and decide how the words in each pair are related. On the line below each analogy, explain the relationship between the words in each pair.

Here is a list of the kinds of analogies you have practiced. Use the list to help explain these analogies.

ANTONYM	KIND OF	SYNONYM
ASSOCIATION	PART OF	USED TO

**EXAMPLE:** banana : fruit :: carrot : vegetable

A banana is a kind of fruit just as a carrot is a kind of vegetable.

**J-95** bored : excited :: rested : weary

---



---

**J-96** beef : hamburger :: potatoes : French fries

---



---

**J-97** compliment : praise :: criticize : blame

---



---

**J-98** hammer : nail :: bat : ball

---



---